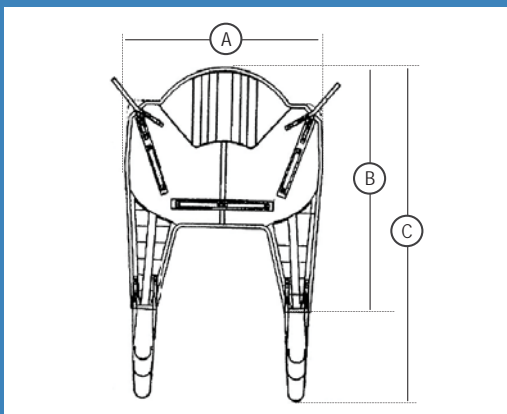


A premium design sling that provides reinforced material and stitching in the most stressed areas of the sling including the shoulder, legs and spine. The extra padding provides more comfort and less pressure on delicate skin and re-reinforcement in leg pieces prevent leg roping, enhancing comfort for the patient.







# Bariatric Sling

BARIATRIC SLING				
# PRODUCT	DESCRIPTION	DIMENSIONS		
			CM	IN
#MAA8000-L	Bariatric Sling	A	138	54
	Capacity	B	105	41
	272-454 kg (600-1000 lb)	C	160	63

# PRODUCT	DESCRIPTION
#MAA8000-L	Bariatric Sling

FEATURES	
Warranty against defect	1 year - washable models*
Maximum safe working load	454 kg / 1000 lb / 71.43 st max
Sling Material	100% polyester
Machine washable	Easy to clean and care for
Special leg strap design	Leg straps are fully padded to reduce pressure. Straps are adjustable to the person size
Extra Padded	Provides more comfort and less pressure on delicate skin, reinforcement in leg pieces prevents leg roping enhancing comfort for the person
Strong polyester straps with positioning loops	The person can be positioned forward, straight or slightly backward. Adjustable straps allow for people with large midsection. Provides flexibility for many types of people

TECHNICAL SPECIFICATIONS
Conforms to ISO 10535 & Marked CE
*Conditional to normal use and maintenance according to appropriate labels, the sling must be used only with the appropriate BHM Medical Inc. lifting devices.

INSTALLATION OPTIONS			
Bridge, leg closed with straps interlaced	Bridge, legs open with straps not interlaced	Independent, legs open	Cradled, legs closed
			

Refer to Sling Operating & Product Care Instructions Guide for complete application details.